TEST REPORT

2023US0048

DATE OF RECEPTION
Date Format: dd/MM/yyyy 15/02/2023

DATE TESTS
Starting: 20/02/2023
Ending: 21/03/2023

APPLICANT

Flamesafe Workwear USA Ltd
1820 Avenue M, Suite 1086
US-11230 NEW YORK
United States

Att. Peter Bloom

IDENTIFICATION AND DESCRIPTION OF SAMPLES

Reference by AITEX	Reference by customer	AITEX sample description
2023US0048-S01	KFMOD026	Knitted fabric

TESTS CARRIED OUT

- PRE-TREATMENT FOR DOMESTIC WASHING AND DRYING PROCEDURES FOR TEXTILE TESTING.
- MASS PER UNIT AREA.
- ELECTRIC ARC EXPOSURE TEST: DETERMINATION OF THE ARC RATING (ATPV OR E_{BT50}) OF FLAME RESISTANT MATERIALS FOR CLOTHING

Tests marked with * are not included within the scope of the ENAC accreditation

Asociación de Investigación de la Industria Textil – C.I.F.: G03182870

DESCRIPTION OF SAMPLES

Reference by AITEX*:* 2023US0048-S01

Reference by customer*:*

KFMOD026

Information supplied by the customer

Information suministred by client:
Style KFMOD026 Colour hi-vis yellow
Manufacturer XINXIANG HULI TEXTILE CO.,LTD Woven fabric 0; Knitted fabric 1; Non-woven 0
Fabric structure Jacquard eyelet fabric Fiber content and percentages 60%MODACRYLIC,40% COTTON
Weight 220g/m2 or 6.5oz/yd2

AITEX Subsamples	Subsample Description
2023US0048-S01.1	KFMOD026 AFTER WASH 3 CYCLES

EXECUTIVE SUMMARY

	Reference	Test/Standard	Result
ASTM F1506:22	2023US0048-S01.1	ELECTRIC ARC TEST (OPEN ARC) **ASTM F 1959 / F1959M:2022**	ATPV = 5,4 CAL/CM^2

REQUIREMENT SUMMARY

ELECTRIC ARC TEST (OPEN ARC)

REQUIREMENT ACCORDING ASTM F1959/F1959M−22

Arc rating values below 10 cal/cm^2 shall be reported to the nearest 0.1 cal/cm^2, and arc rating values above 10 cal/cm^2 shall be reported to the nearest 1 cal/cm^2.

Arc Flash PPE category according to standard NFPA70E Edition 2021 Table 130.7 (C) (16) - Personal Protective Equipment (PPE)

PPE Category	Minimum Arc Rating (cal/cm^2)
1	4
2	8
3	25
4	40

RESULTS

PRE-TREATMENT FOR DOMESTIC WASHING AND DRYING PROCEDURES FOR TEXTILE TESTING

Standard

AATCC TM 135:2018

Test date

Start date 20/02/2023 **End date** 21/02/2023

Washing procedure

IV

Washing temperature

49ºC

Washing cycles

3

Drying procedure

(Aiii) Tumble Dry Permanent Press

Washing powder

AATTC 1993 WOB

Reference
2023US0048-S01

Units	Dry mass of the samples(Kg)	Counterweight mass Kg *Kg*	Counterweight type	Equipment
1	2.7	0.9	---	WHIRLPOOL 13107I12

RESULTS

MASS PER UNIT AREA

Standard
ASTM D3776/3776M-20 (R2020) Option C

Conditioning date 20/02/2023 **Test date** 21/03/2023

Atmosphere for conditioning testing
Temperature (21±1) ºC **Relative humidity** (65±2) %

Type of fabric
Knitting fabric

Number of specimens
1

Dimensions of specimens
500 cm^2

Reference	Mass per unit area (oz/yd^2)	Mass per unit area (g/m^2)
2023US0048-S01	6,42	218
2023US0048-S01.1	#NoNum#	#NoNum#

RESULTS

ELECTRIC ARC EXPOSURE TEST: DETERMINATION OF THE ARC RATING (ATPV or E_{BT50}) OF FLAME RESISTANT MATERIALS FOR CLOTHING

Standard

ASTM F1959/F1959M−22

Reference

2023US0048-S01.1

Test results

The test program includes minimum of twenty individual panel arc trials.

The following test data was recorded for each trial:

Arc exposure electrical conditions: arc trial number, RMS arc current, peak arc current, arc voltage, arc duration, energy dissipated in arc, plots of arc current and arc voltage.
Temperature rise response from two monitor sensors for each panel in each trial, plot of average responses from two monitor sensors.
Pictures after arc exposure.
Video

Essential test data and test results are presented in the following pages as follows:

Arc rating: ATPV or E_{BT50} or both and plots of the burn injury probability (ATPV) or break open probability (E_{BT50}) or both versus Ei.
Heat attenuation factor (HAF) and plot of HAF on Ei.
Test specimen description and order of layer.
Distance from an arc center line to the panel surface.
Subjective evaluation.
Pictures after arc exposure.
Ignition probability value (if determined during testing).

Test conditions	
Date test	06/03/2023 - 06/03/2023
Arc current	(8 ± 1) kA
Stainless steel electrodes, gap of the electrodes	(300 ± 5) mm
Distance between the electrodes and sample	(300 ± 5) mm
Fuse wire	0.5 mm
Number of samples tested	21
Starting and ending conditioning date	03/03/2023 - 06/03/2023
Conditioning	24 h; 21 ± 2ºC, 65 ± 5% HR.

Measurement uncertainty

±10%

Determination of ATPV, 50% of Probability of 2nd degree burn

ATPV	5,4 cal/cm²

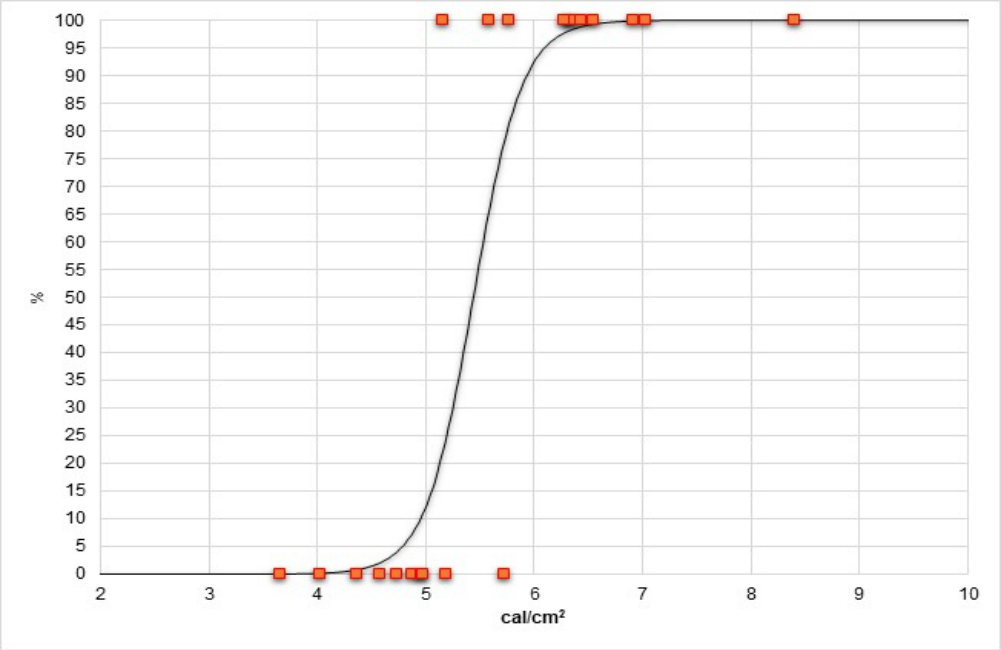

ATPV points above	9
ATPV points 20%	15
ATPV points below	8
ATPV points mix zone	4

Determination of HAF, confidence Intervals 95%

HAF	65,3 %

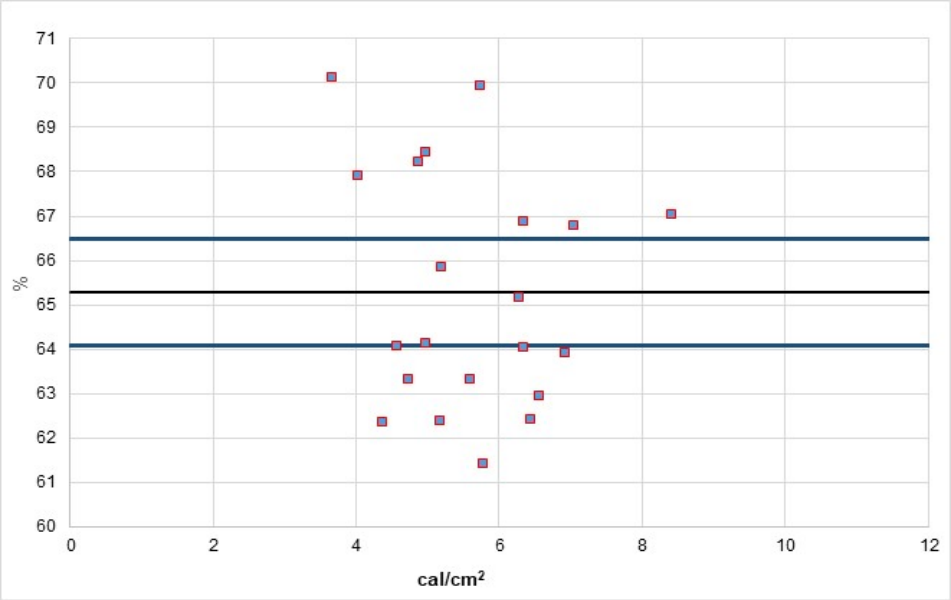

% HAF value :	65,3
Upper Confidence Level %:	66,5
Lower Confidence Level %:	64,1
Points above:	8
Points below:	10
Points between:	3
Total Points:	21

Summary of measured energy and subjective evaluation:

Test	Time (ms)	Cycles 50Hz	Ei cal/cm²	SCD cal/cm²	HAF %	Burn	Break Open
1-A	83,4	4,17	4,0	-0,4	67,9	N	N
1-B	83,4	4,17	4,6	-0,19	64,1	N	N
1-C	83,4	4,17	3,6	-0,54	70,2	N	N
2-A	133,4	6,67	6,6	0,45	63,0	Y	N
2-B	133,4	6,67	6,3	0,23	64,1	Y	N
2-C	133,4	6,67	4,9	-0,22	68,2	N	N
3-A	115,6	5,78	5,8	0,21	61,4	Y	N
3-B	115,6	5,78	5,0	-0,06	64,1	N	N
3-C	115,6	5,78	4,4	-0,22	62,4	N	N
4-A	113	5,65	5,6	0,08	63,3	Y	N
4-B	113	5,65	5,7	-0,14	70,0	N	N
4-C	113	5,65	5,2	-0,14	65,8	N	N
5-A	134	6,7	6,9	0,42	63,9	Y	N
5-B	134	6,7	8,4	0,7	67,0	Y	Y
5-C	134	6,7	6,4	0,39	62,4	Y	N
6-A	113,8	5,69	5,2	0,02	62,4	Y	N
6-B	113,8	5,69	4,7	-0,19	63,3	N	N
6-C	113,8	5,69	7,0	0,34	66,8	Y	N
7-A	124,2	6,21	6,3	0,12	66,9	Y	N
7-B	124,2	6,21	6,3	0,22	65,2	Y	N
7-C	124,2	6,21	5,0	-0,22	68,4	N	N

Summary of measured energy and subjective evaluation:

Test	After flame (s)	Ablation	Melting	Dripping	Charring	Embrittlement
1-A	0	N	N	N	Y	Y
1-B	0	N	N	N	Y	Y
1-C	0	N	N	N	Y	Y
2-A	0	N	N	N	Y	Y
2-B	0	N	N	N	Y	Y
2-C	0	N	N	N	Y	Y
3-A	0	N	N	N	Y	Y
3-B	0	N	N	N	Y	Y
3-C	0	N	N	N	Y	Y
4-A	0	N	N	N	Y	Y
4-B	0	N	N	N	Y	Y
4-C	0	N	N	N	Y	Y
5-A	0	N	N	N	Y	Y
5-B	0	Y	N	N	Y	Y
5-C	0	N	N	N	Y	Y
6-A	0	N	N	N	Y	Y
6-B	0	N	N	N	Y	Y
6-C	0	N	N	N	Y	Y
7-A	0	N	N	N	Y	Y
7-B	0	N	N	N	Y	Y
7-C	0	N	N	N	Y	Y

Y: Yes N: No

Electrical current and response sensor response:

Calibration shot

INITIAL CALIBRATION

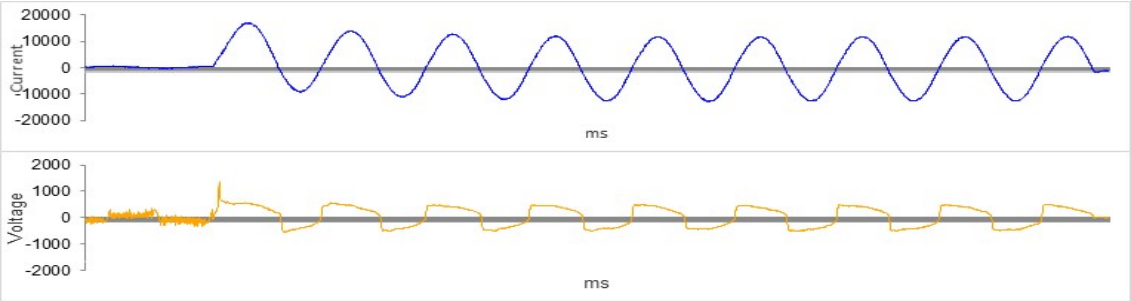

Ei Panel A	7,5 cal/cm²	**Ei Panel B**	8,1 cal/cm²	**Ei Panel C**	7,0 cal/cm²

FINAL CALIBRATION

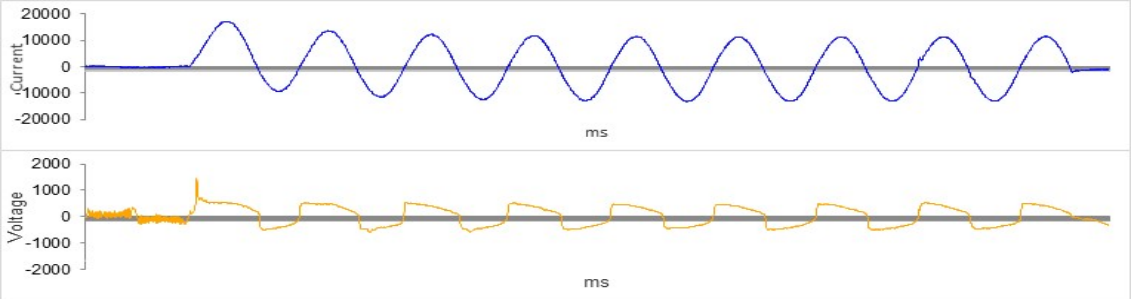

Ei Panel A	7,9 cal/cm²	**Ei Panel B**	7,3 cal/cm²	**Ei Panel C**	7,2 cal/cm²

Shot 1

Current Plot

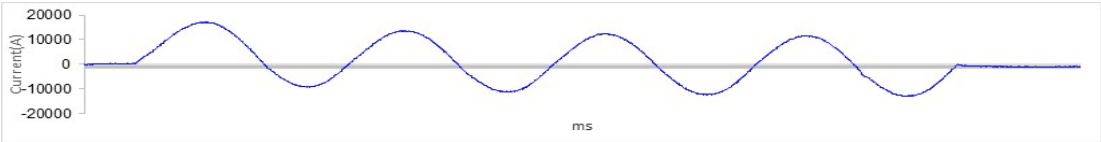

Voltage Plot

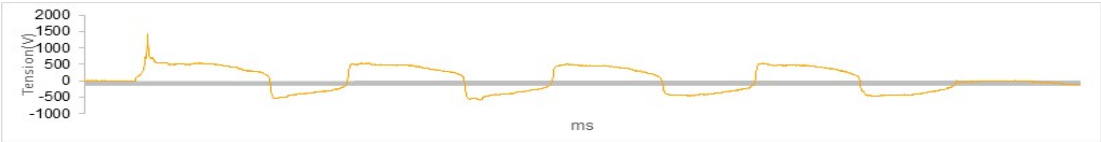

Average panel sensors response Vs. Stoll plot

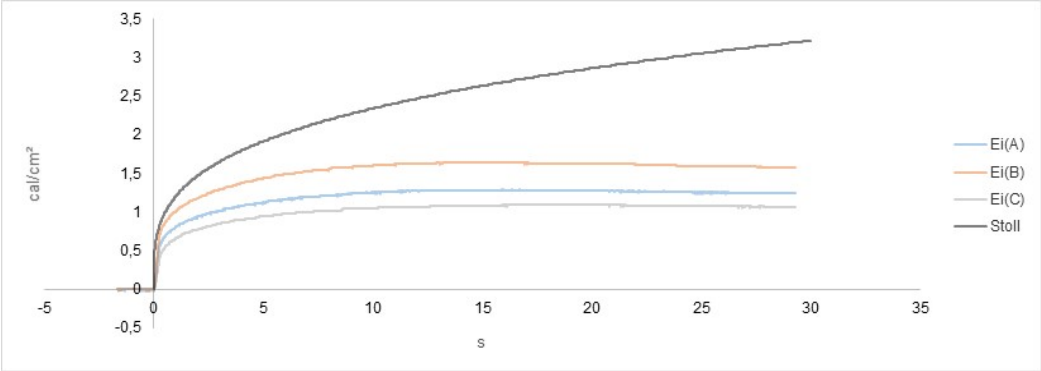

Average monitor sensors plot

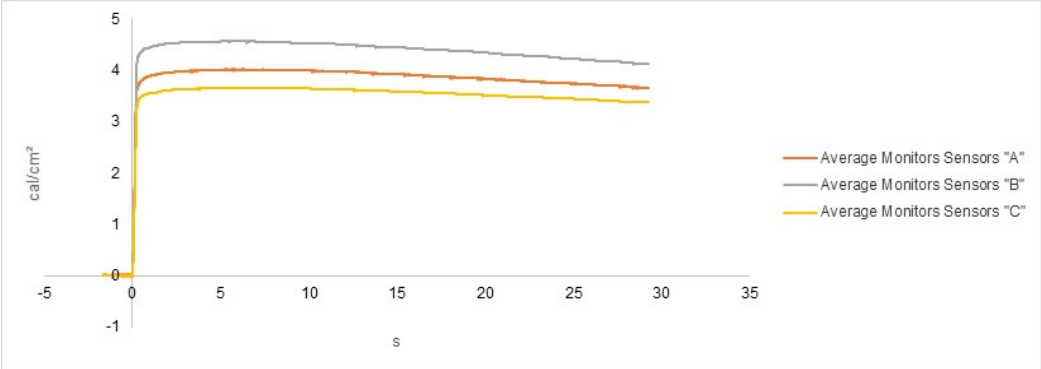

Shot 1

Panel sensors Vs. Stoll plot

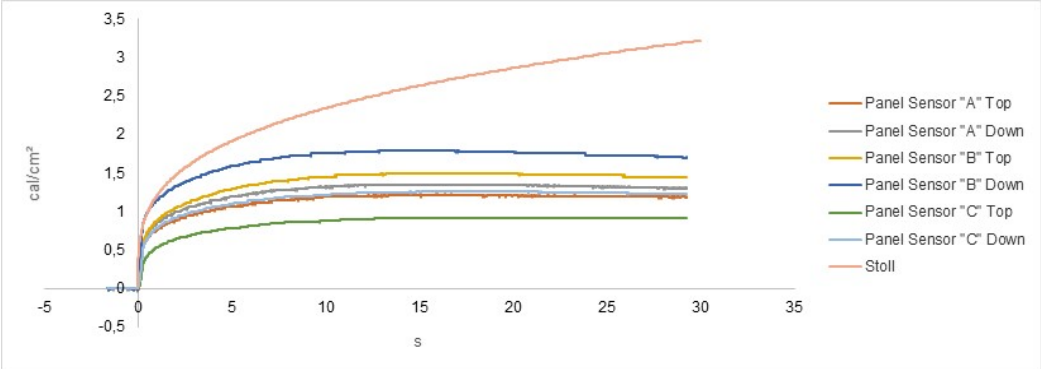

Monitor sensors plot

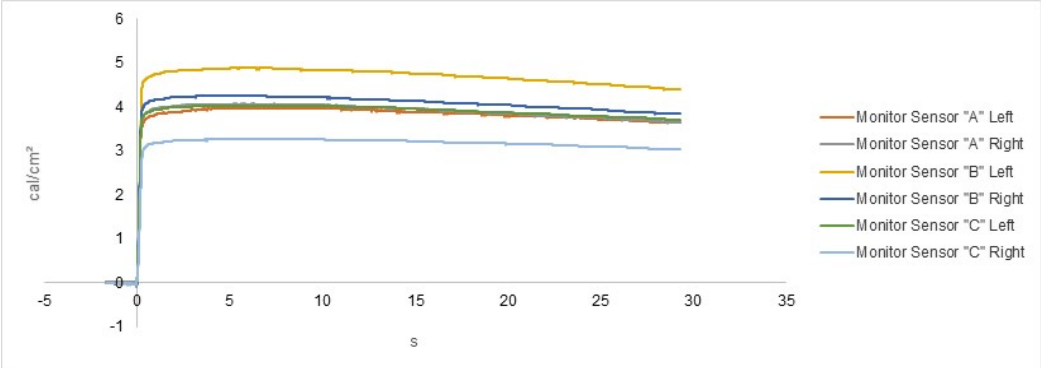

Current Total RMS (kA)	8,5	**Current Peak (kA)**	17,1	**Arc Voltage Peak(V)**	1443,0
Duration (cycles nº)	4,2	**Duration (ms)**	83,3	**Arc Energy (kJ)**	277,4
Arc Voltage (V)	406,1				

Sensor response	**PANEL A**	**PANEL B**	**PANEL C**
Ei	4,02 cal/cm²	4,57 cal/cm²	3,65 cal/cm²
SCD	-0,40 cal/cm²	-0,19 cal/cm²	-0,54 cal/cm²
HAF	67,93 %	64,08 %	70,15 %

Shot 2

Current Plot

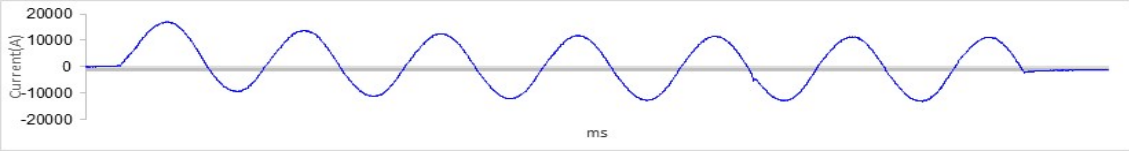

Voltage Plot

Average panel sensors response Vs. Stoll plot

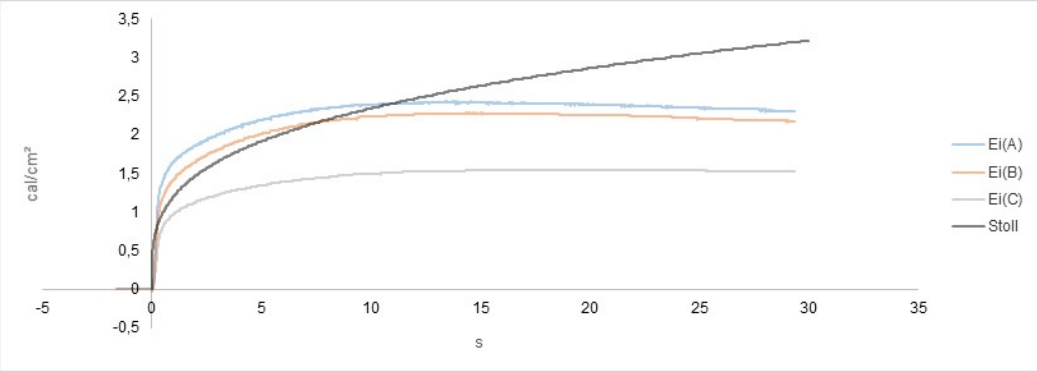

Average monitor sensors plot

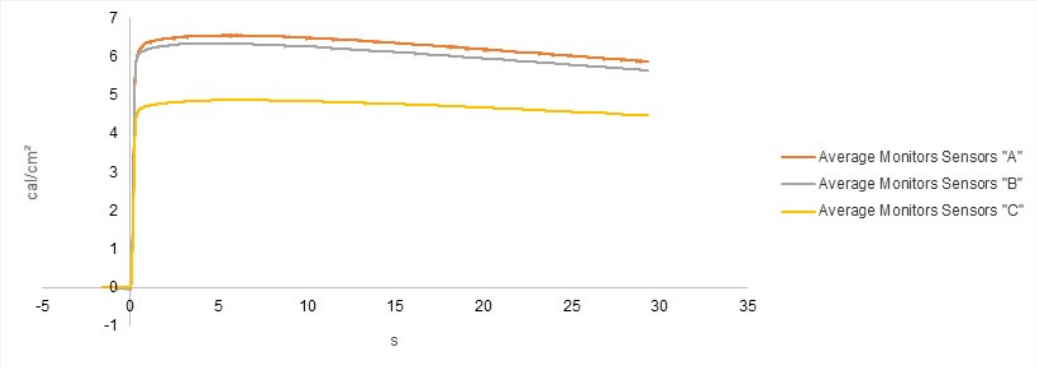

Shot 2

Panel sensors response Vs. Stoll plot

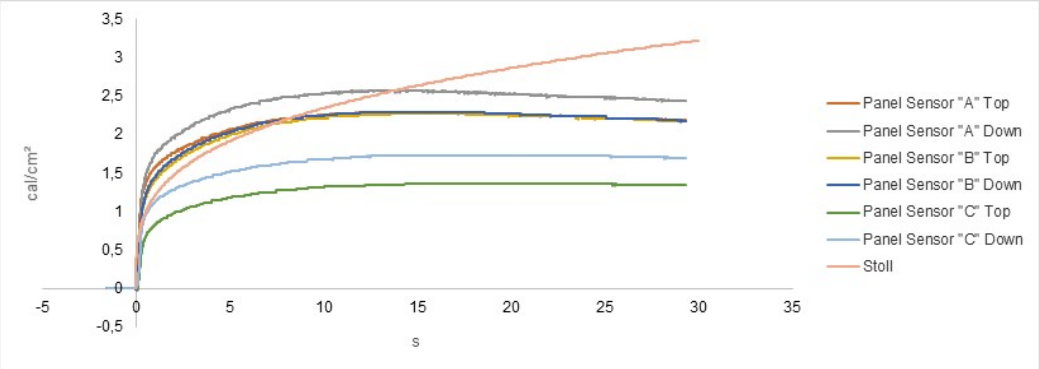

Monitor sensors plot

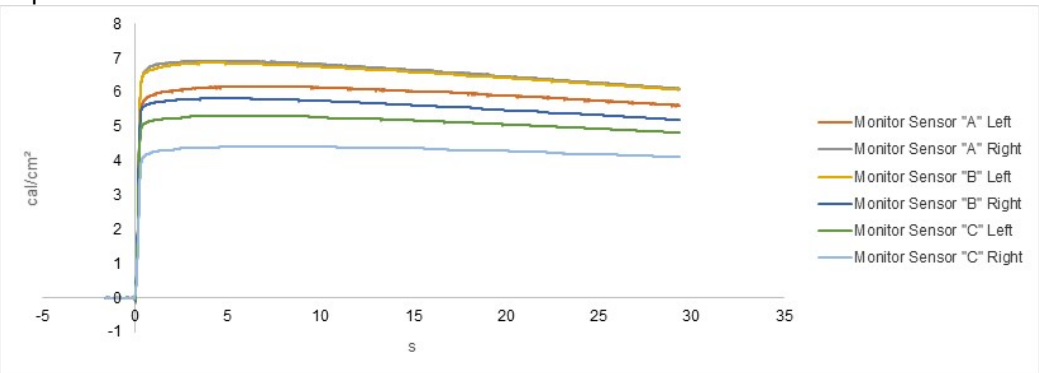

Current Total RMS (kA)	7,8	**Current Peak (kA)**	17,0	**Arc Voltage Peak(V)**	1506,0
Duration (cycles nº)	6,7	**Duration (ms)**	133,4	**Arc Energy (kJ)**	426,8
Arc Voltage (V)	398,1				

Sensor response	**PANEL A**	**PANEL B**	**PANEL C**
Ei	6,55 cal/cm²	6,34 cal/cm²	4,87 cal/cm²
SCD	0,45 cal/cm²	0,23 cal/cm²	-0,22 cal/cm²
HAF	62,95 %	64,06 %	68,23 %

Shot 3

Current Plot

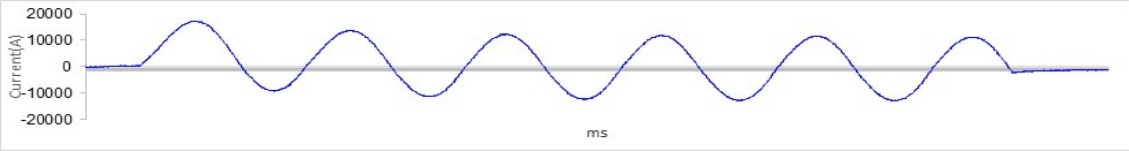

Voltage Plot

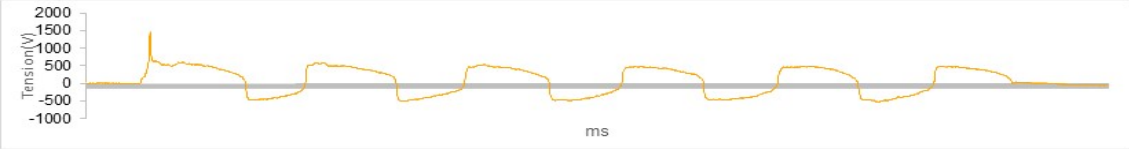

Panel sensors vs. Stoll plot

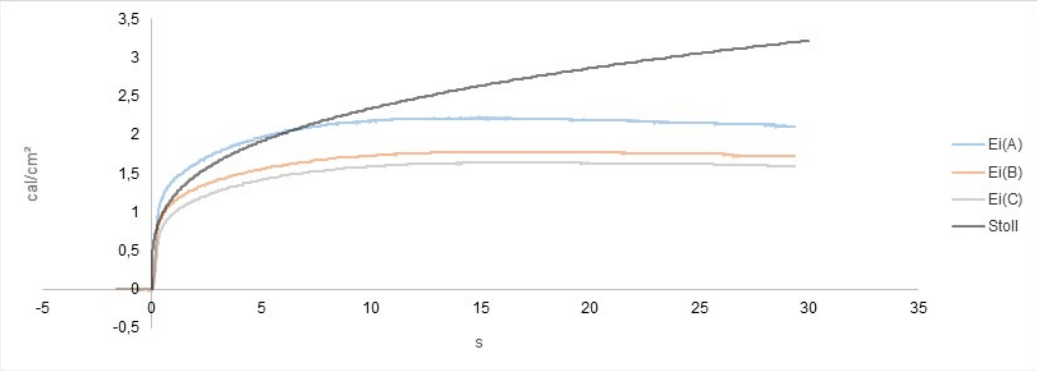

Average monitor sensors plot

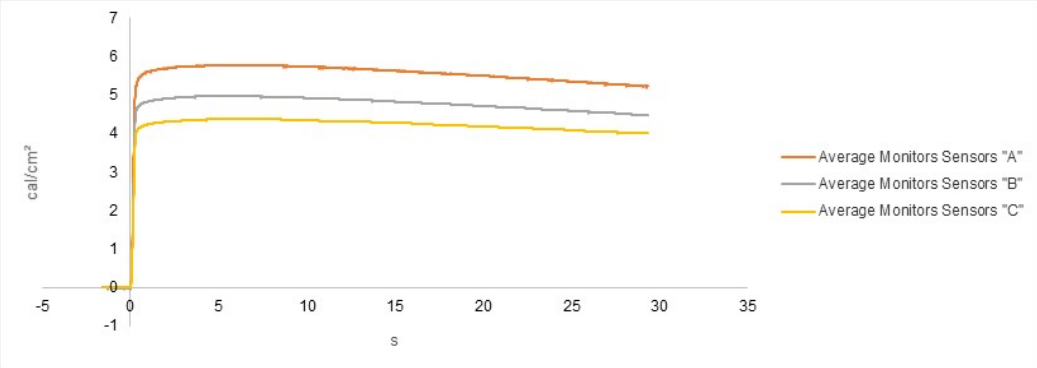

Shot 3

Panel sensors response Vs. Stoll plot

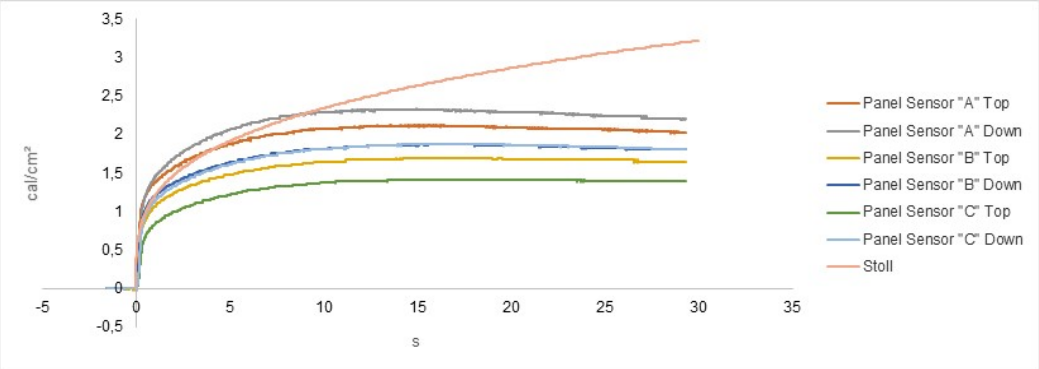

Monitor sensors plot

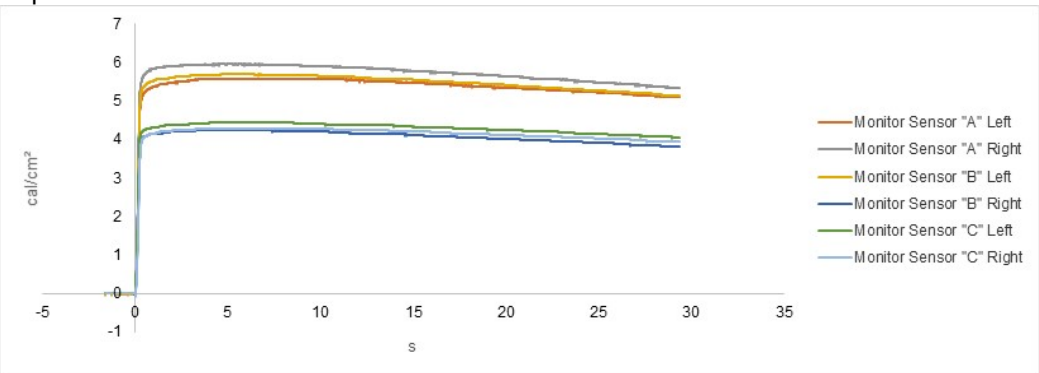

Current Total RMS (kA)	7,2	**Current Peak (kA)**	17,3	**Arc Voltage Peak(V)**	1455,0
Duration (cycles nº)	5,8	**Duration (ms)**	115,6	**Arc Energy (kJ)**	376,5
Arc Voltage (V)	403,8				

Sensor response	**PANEL A**	**PANEL B**	**PANEL C**
Ei	5,77 cal/cm²	4,96 cal/cm²	4,36 cal/cm²
SCD	0,21 cal/cm²	-0,06 cal/cm²	-0,22 cal/cm²
HAF	61,43 %	64,13 %	62,36 %

Shot 4

Current Plot

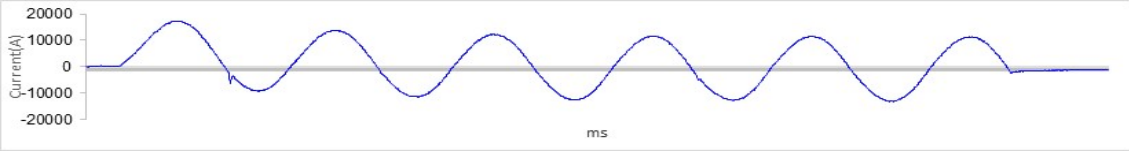

Voltage Plot

Panel sensors vs. Stoll plot

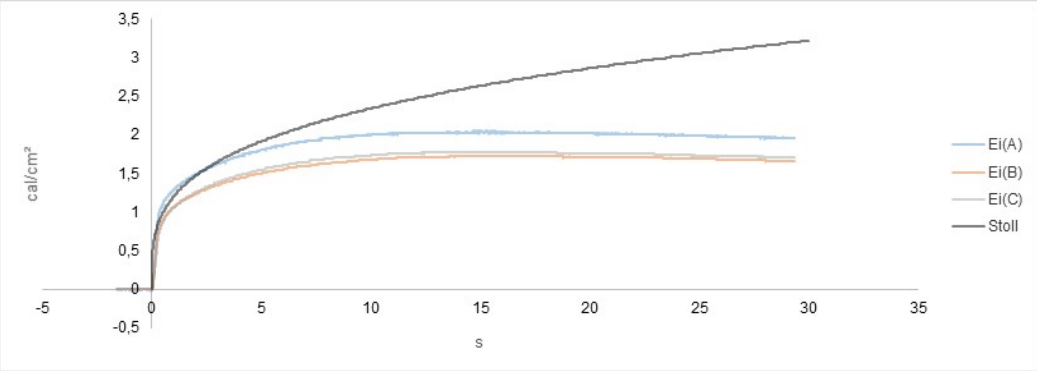

Average monitor sensors plot

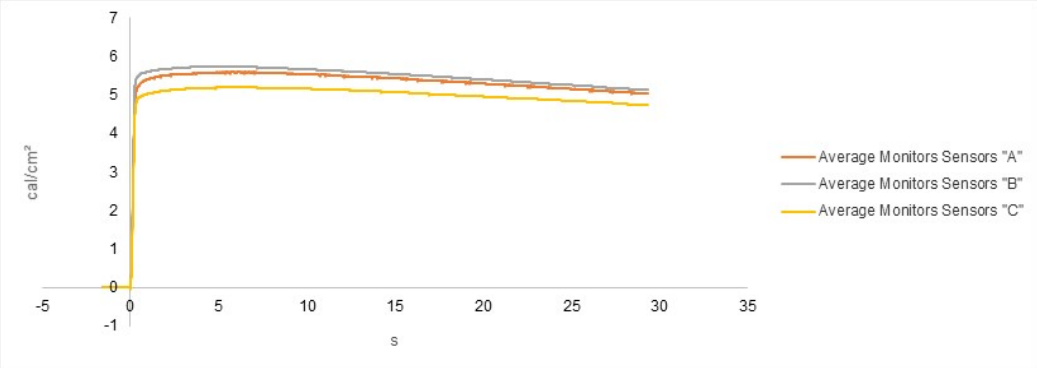

Shot 4

Panel sensors response Vs. Stoll plot

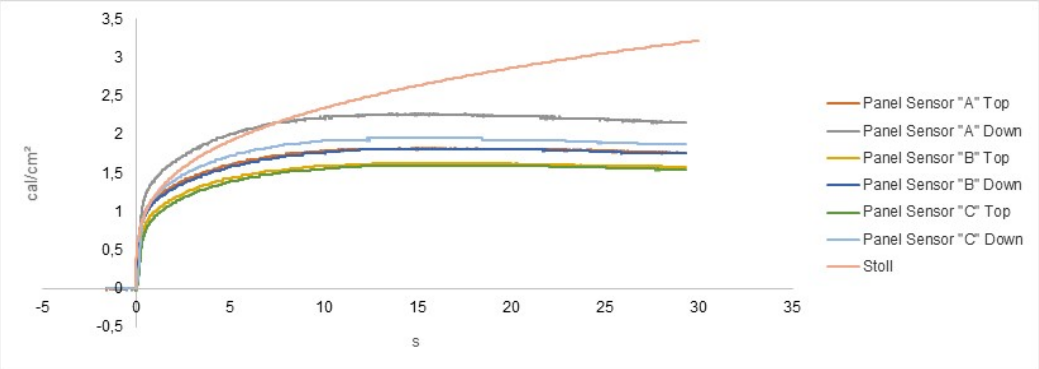

Monitor sensors plot

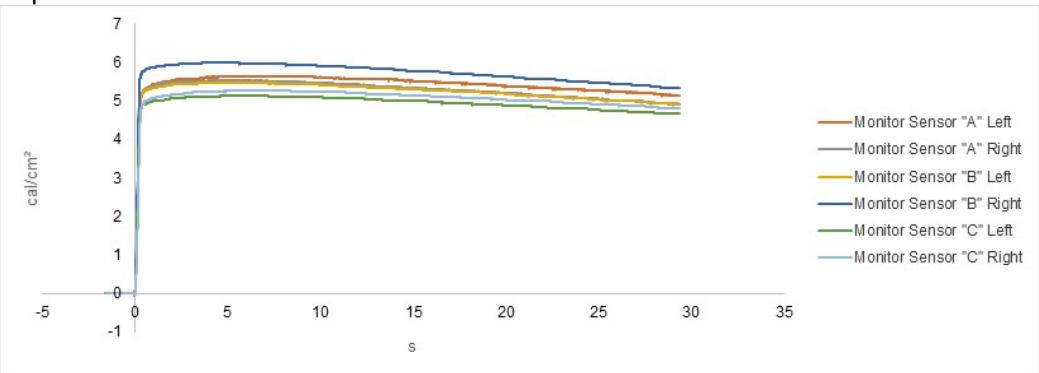

Current Total RMS (kA)	7,5	**Current Peak (kA)**	17,3	**Arc Voltage Peak(V)**	1371,0
Duration (cycles nº)	5,6	**Duration (ms)**	113,0	**Arc Energy (kJ)**	389,6
Arc Voltage (V)	421,7				

Sensor response	**PANEL A**	**PANEL B**	**PANEL C**
Ei	5,58 cal/cm²	5,73 cal/cm²	5,19 cal/cm²
SCD	0,08 cal/cm²	-0,14 cal/cm²	-0,14 cal/cm²
HAF	63,33 %	69,96 %	65,85 %

Shot 5

Current Plot

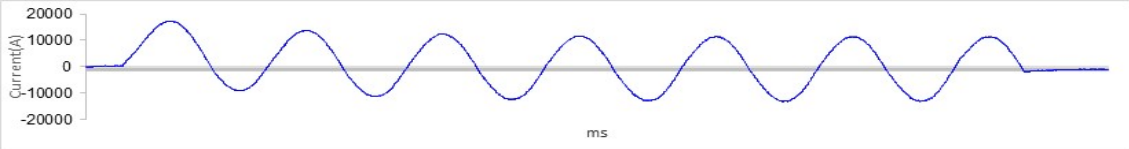

Voltage Plot

Panel sensors vs. Stoll plot

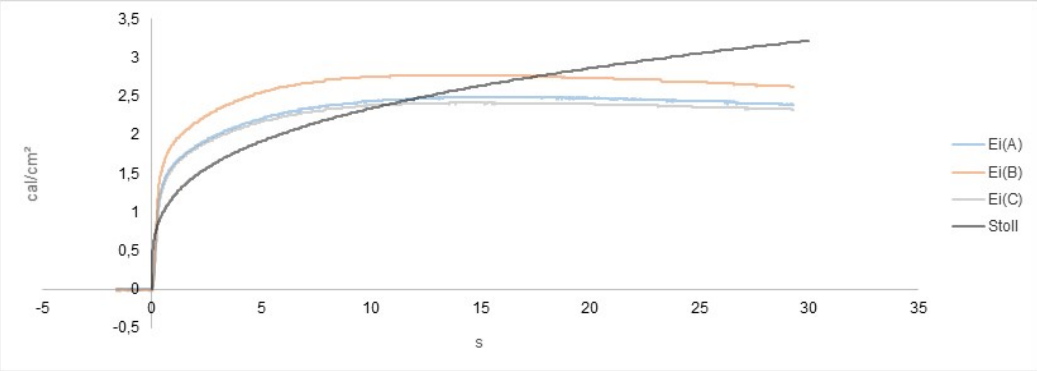

Average monitor sensors plot

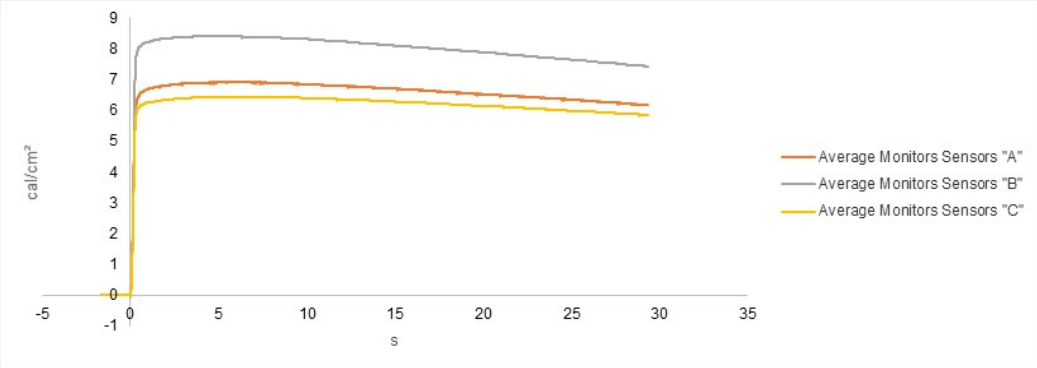

Shot 5

Panel sensors response Vs. Stoll plot

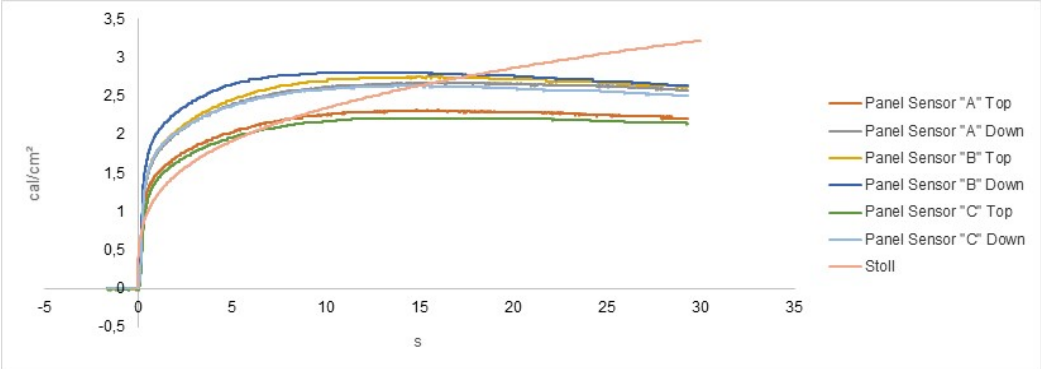

Monitor sensors plot

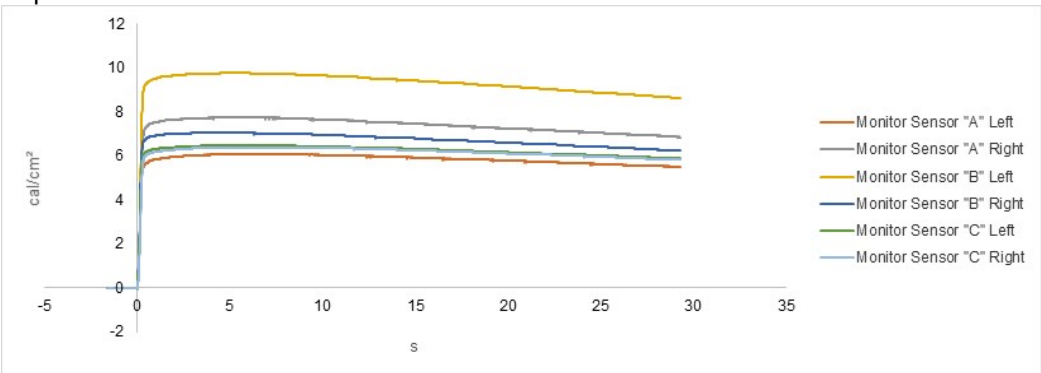

Current Total RMS (kA)	7,8	**Current Peak (kA)**	17,3	**Arc Voltage Peak(V)**	1482,0
Duration (cycles nº)	6,7	**Duration (ms)**	133,9	**Arc Energy (kJ)**	432,0
Arc Voltage (V)	399,8				

Sensor response	**PANEL A**	**PANEL B**	**PANEL C**
Ei	6,91 cal/cm²	8,41 cal/cm²	6,44 cal/cm²
SCD	0,42 cal/cm²	0,70 cal/cm²	0,39 cal/cm²
HAF	63,92 %	67,04 %	62,42 %

Shot 6

Current Plot

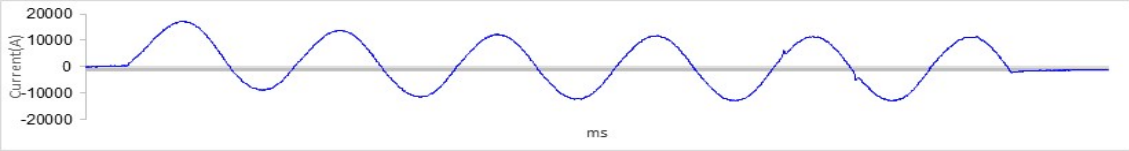

Voltage Plot

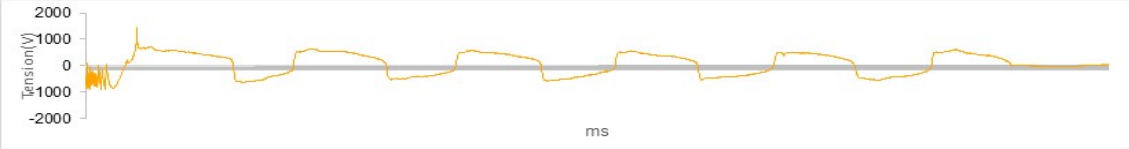

Panel sensors vs. Stoll plot

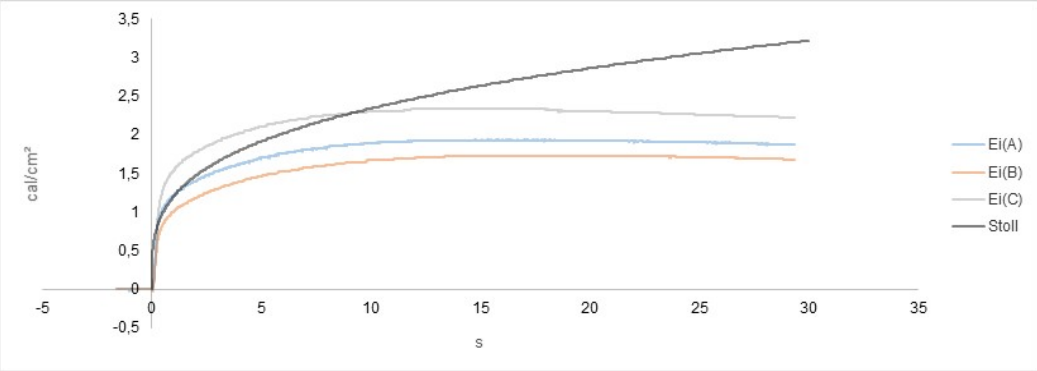

Average monitor sensors plot

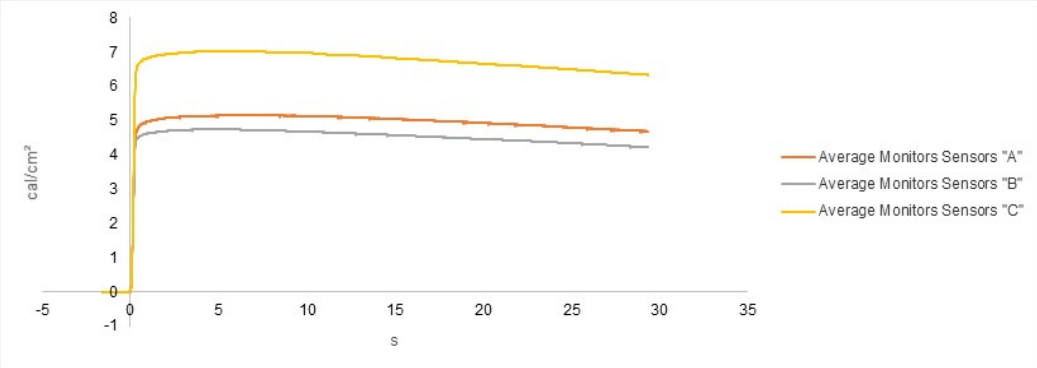

Shot 6

Panel sensors response Vs. Stoll plot

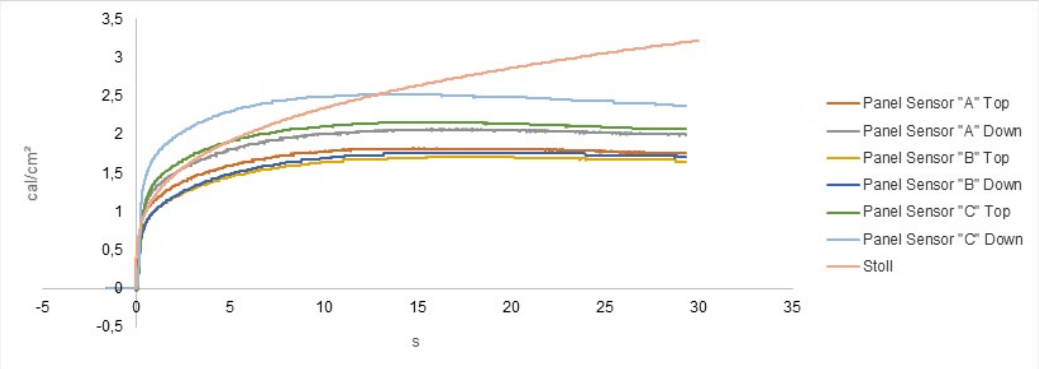

Monitor sensors plot

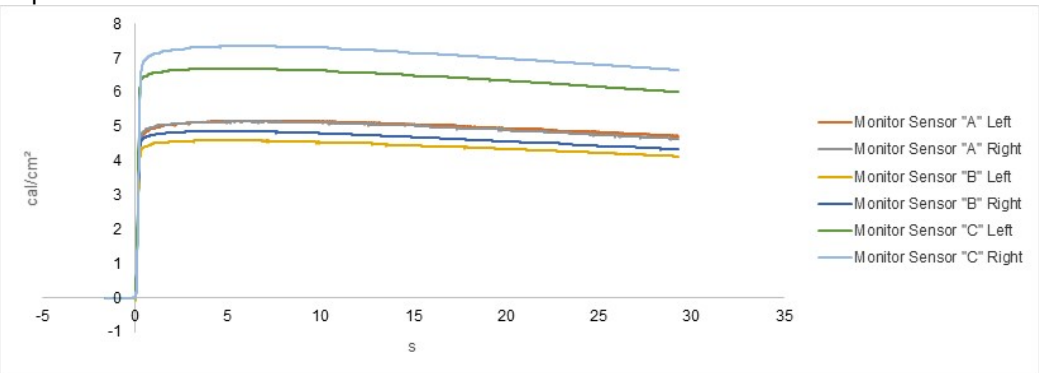

Current Total RMS (kA)	7,4	**Current Peak (kA)**	17,1	**Arc Voltage Peak(V)**	1449,0
Duration (cycles nº)	5,7	**Duration (ms)**	113,9	**Arc Energy (kJ)**	397,6
Arc Voltage (V)	437,1				

Sensor response	**PANEL A**	**PANEL B**	**PANEL C**
Ei	5,16 cal/cm²	4,73 cal/cm²	7,03 cal/cm²
SCD	0,02 cal/cm²	-0,19 cal/cm²	0,34 cal/cm²
HAF	62,39 %	63,34 %	66,80 %

Shot 7

Current Plot

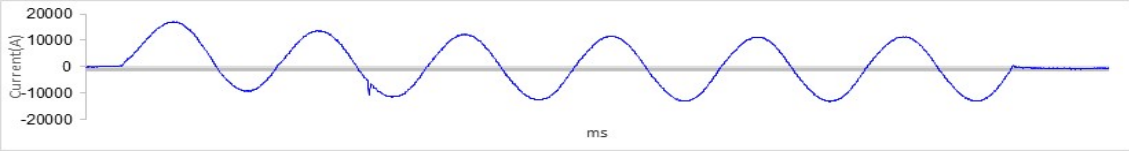

Voltage Plot



Average panel sensors vs. Stoll plot

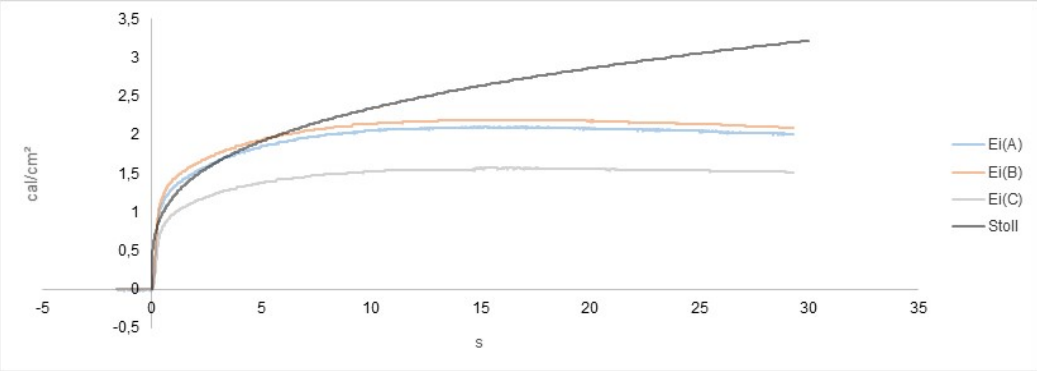

Average monitor sensors plot

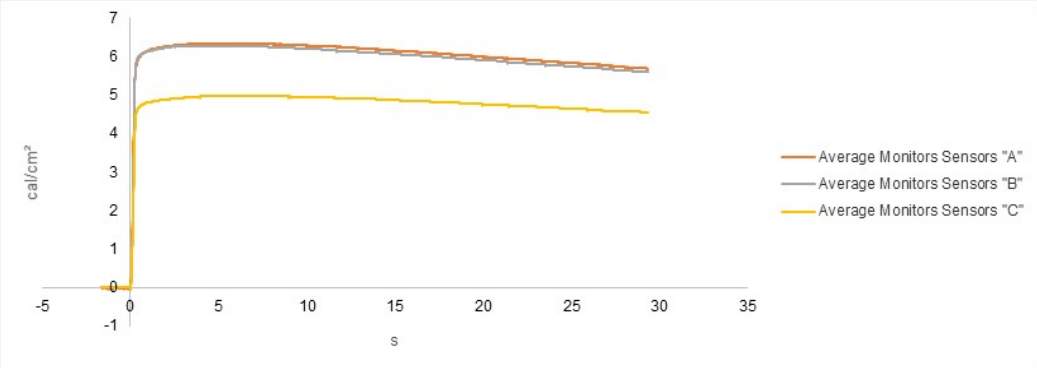

Shot 7

Panel sensors response Vs. Stoll plot

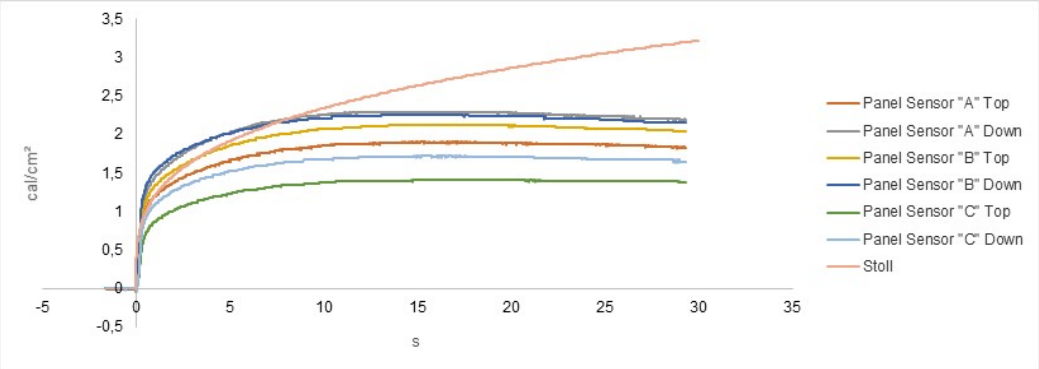

Monitor sensors plot

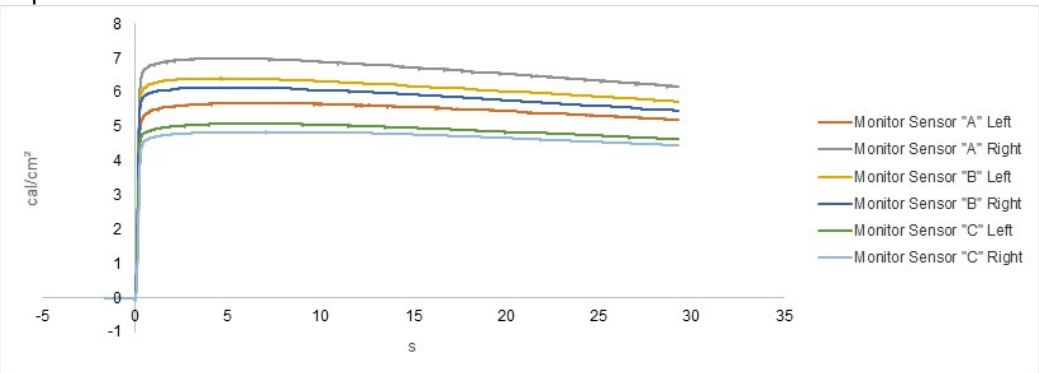

Current Total RMS (kA)	8,3	**Current Peak (kA)**	17,0	**Arc Voltage Peak(V)**	1443,0
Duration (cycles nº)	6,2	**Duration (ms)**	124,2	**Arc Energy (kJ)**	414,0
Arc Voltage (V)	412,3				

Sensor response	**PANEL A**	**PANEL B**	**PANEL C**
Ei	6,34 cal/cm²	6,28 cal/cm²	4,97 cal/cm²
SCD	0,12 cal/cm²	0,22 cal/cm²	-0,22 cal/cm²
HAF	66,88 %	65,17 %	68,45 %

Tested material pictures:

Original

Shot 1



Shot 2



Shot 3

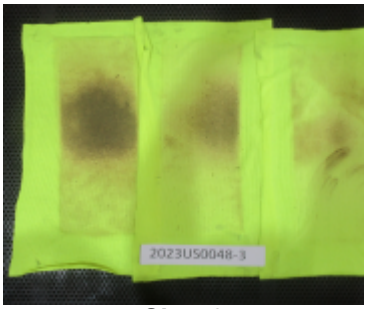

Shot 4



Shot 5

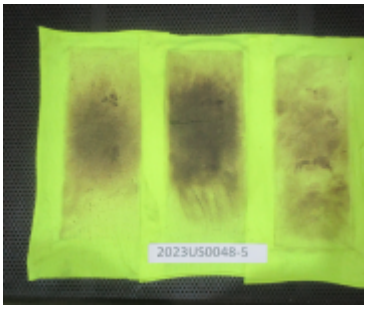

Shot 6

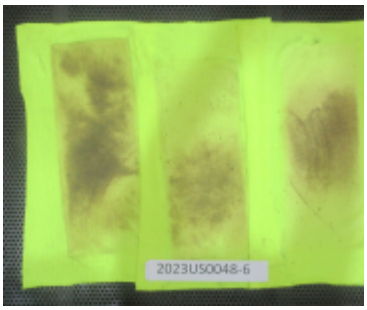

Shot 7

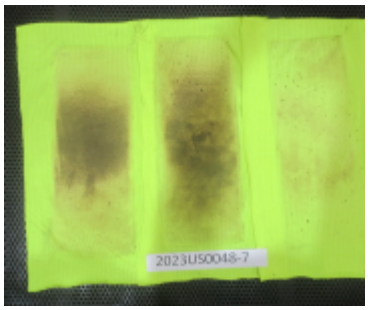

Summary of results:

ATPV	5,4 cal/cm²
HAF	65,3 %

FABRIC TESTED ACCORDING TO THE STANDARD ASTM F1959/F1959M−22
ARC RATING (ATPV)
5,4 cal/cm²

Remark

The test was carried out at: AITEX - Electric open arc laboratory, located at Polígono Industrial Fuente del Jarro. C/ Ciudad de Gibraltar, 5; 46988 – Paterna (Valencia)

Lucia Martinez
Head of PPE and Ballistics department

Date: 07/03/2023 11:03:33
Digitally Signed by:MIGUEL ANGEL PEREZ ESLAVA - NIF:33567494Y

LIABILITY CLAUSES

1.- AITEX is liable only for the results of the methods of analysis used, as expressed in the report and referring exclusively to the materials or samples indicated in the same which are in its possession, the professional and legal liability of the Centre being limited to these. Unless otherwise stated, the samples were freely chosen and sent by the applicant.
2.- AITEX shall not be liable in any case of misuse of the test materials nor for undue interpretation or use of this document
3.- The Offer and / or Order to which the applicant gives approval through signature and seal, constitutes the Legally Executable Agreement in which AITEX is responsible for safeguarding and guaranteeing the absolute confidentiality of the management of all the information obtained or created during the performance of the contracted activities.
4.- In the eventuality of discrepancies between reports, a check to settle the same will be carried out in the head offices of AITEX. Also, the applicants undertake to notify AITEX of any complaint received by them as a result of the report, exempting this Centre from all liability if such is not done, the periods of conservation of the samples being taken into account.
5.- AITEX will provide at the request of the person concerned, the treatment of complaints procedure. In the event that you want to make it, direct it to: calidad@aitex.es.
6.- AITEX is not responsible for the information provided by customers, which is reflected in the Report, and may affect the validity of the results.
7.- AITEX is not responsible for an inadequate state of the sample received that could compromise the validity of the results, expressing such circumstance, in the test reports.
8.- AITEX may include in its reports, analyses, results, etc., any other evaluation which it considers necessary, even when it has not been specifically requested.
9.- When a Declaration of Conformity is requested, if not indicated otherwise, the decision rule according to ILAC-G8: 2009 will be applied with a security zone of 1U and a Probability of False Acceptance <2.5%.
10.- The uncertainties of tests, which are made explicit in the Results Report, have been estimated for a k = 2 (95% probability of coverage). If not informed, they are available to the client in AITEX.
11. - The original materials and rests of samples, not subject to test, will be retained in AITEX during the twelve months following the issuance of the report, so that any check or claim which, in his case, wanted to make the applicant, should be exercised within the period indicated.
12.- This report may only be sent or delivered by hand to the applicant or to a person duly authorised by the same.
13.- The results of the tests and the statement of compliance with the specification in this report refer only to the test sample as it has been analyzed / tested and not the sample / item which has taken the test sample.
14.- The client must attend at all times, to the dates of the realization of the tests.
15.- According to Resolution EA (33) 31, the test reports must include the unique identification of the sample, and any brand or label of the manufacturer may be added. It is not allowed to re-issue test reports of untested sample names (references), they can only be re-issued for error correction or inclusion of omitted data that were already available at the time of the test. The laboratory can not assume responsibility for declaring that the product with the new trade name / trademark is strictly identical to the one originally tested; This responsibility belongs to the client.
16.- This report may not be partially reproduced without the written approval of the issuing laboratory.
17.- AITEX laboratories do not carry out sampling, so that the results of the test reports are applicable to the sample as it was received.